



ಬೃಹತ್ ಬೆಂಗಳೂರು ಮಹಾನಗರ ಪಾಲಿಕೆ  
Bruhat Bengaluru Mahanagara Palike



# BBMP COVID-19 WAR ROOM 27.09.2021



# ABSTRACT OF COVID-19 CASES IN BENGALURU



	MALE	FEMALE	TRANSGENDER	MALE	FEMALE	TRANSGENDER	TOTAL	
	Last 24 Hours	Last 24 Hours	Last 24 Hours	Cumulative	Cumulative	Cumulative	Last 24 Hours	Cumulative
<b>Positive Cases</b>	114	67	0	7,44,222	5,01,295	154	<b>181</b>	<b>12,45,671</b>
<b>Recovered Cases</b>	159	106	0	7,30,431	4,91,562	146	<b>265</b>	<b>12,22,139</b>
<b>Death Cases</b>	4	1	0	10,213	5,921	4	<b>5*</b>	<b>16,138</b>
<b>Total Tests Done</b>	<b>In Last 24 hrs : 36,530</b>					<b>Cumulative : 1,99,44,517</b>		
<b>ACTIVE CASES</b>					<b>7,394</b>			

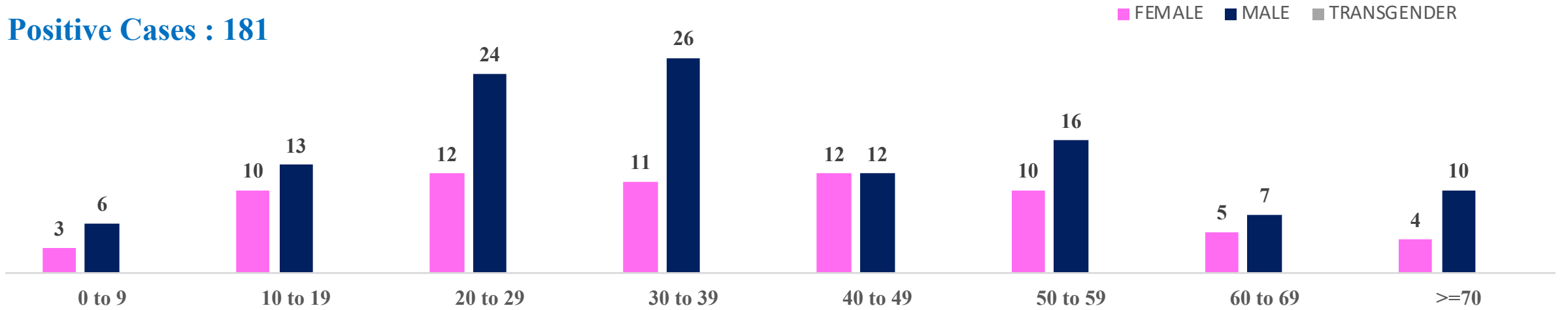
\*Covid deaths occurred today : 00 | Covid deaths occurred beyond last 24 hrs., reported today : 05



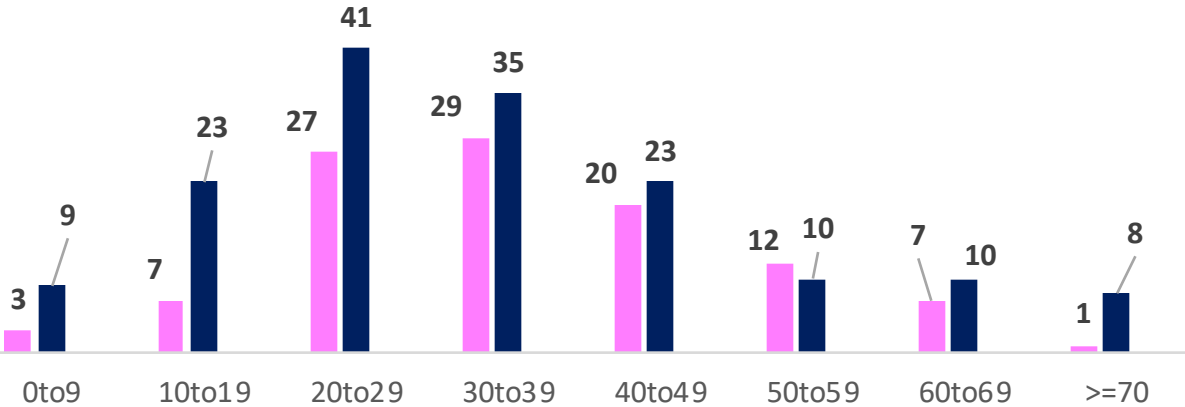
# LAST 24 HOURS AGE GROUP AND GENDER WISE DISTRIBUTION



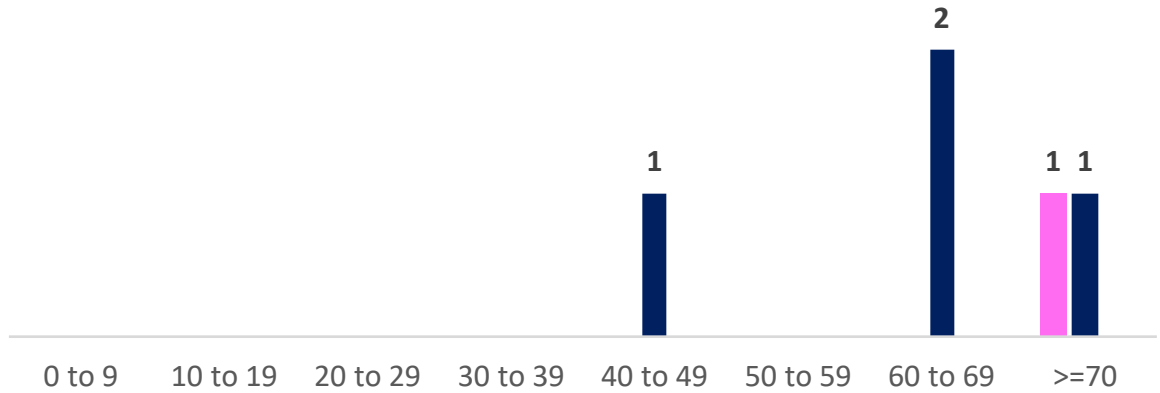
**Positive Cases : 181**



**Recovered Cases : 265**



**Death Cases : 5**





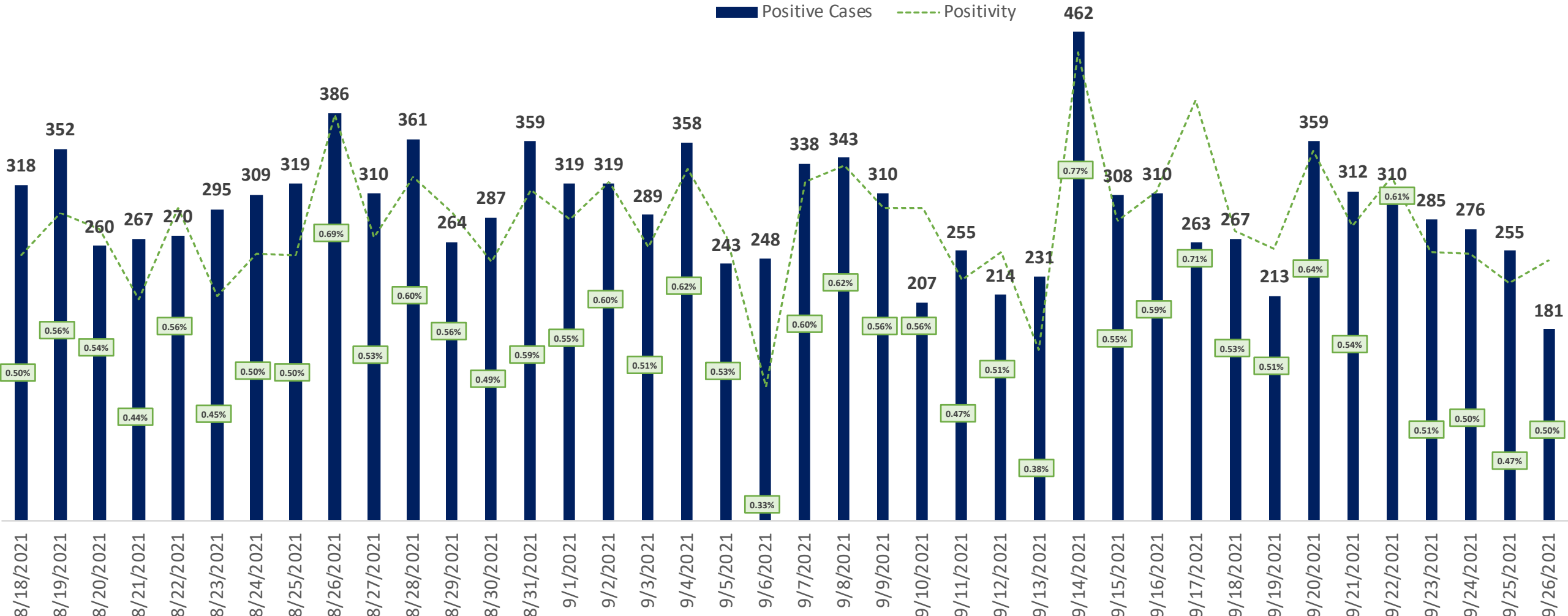
# SNAPSHOT OF BENGALURU COVID-19 CASES IN LAST 8 WEEKS



	02-08-2021 To 08-08-2021	09-08-2021 To 15-08-2021	16-08-2021 To 22-08-2021	23-08-2021 To 29-08-2021	30-08-2021 To 05-09-2021	06-09-2021 To 12-09-2021	13-09-2021 To 19-09-2021	20-09-2021 To 26-09-2021
<b>Total Positive Cases</b>	2,744	2,390	2,134	2,244	2,174	1,915	2,054	1,978
<b>Total Recovered Cases</b>	3,006	2,688	2,501	2,543	2,291	1,860	1,907	1,861
<b>Total Death Cases</b>	30	26	18	27	46	24	40	41
<b>Case Fatality Rate</b>	1.09%	1.09%	0.84%	1.20%	2.12%	1.25%	1.95%	2.07%
<b>Total Tests Conducted</b>	4,38,986	4,24,055	4,13,305	4,13,020	3,91,243	3,75,606	3,59,503	3,67,549
<b>Positivity Rate</b>	0.63%	0.56%	0.52%	0.54%	0.56%	0.51%	0.57%	0.54%

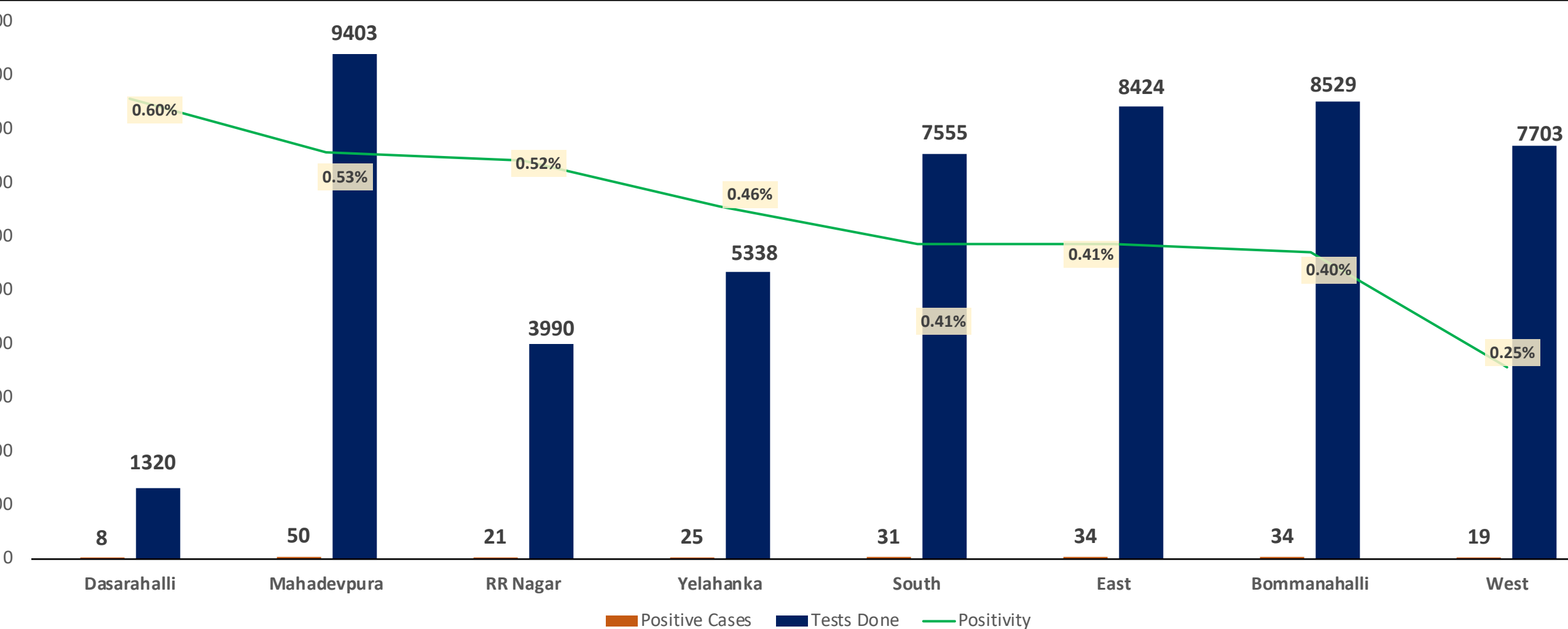


# POSITIVITY RATE OF BENGALURU – LAST 40 DAYS



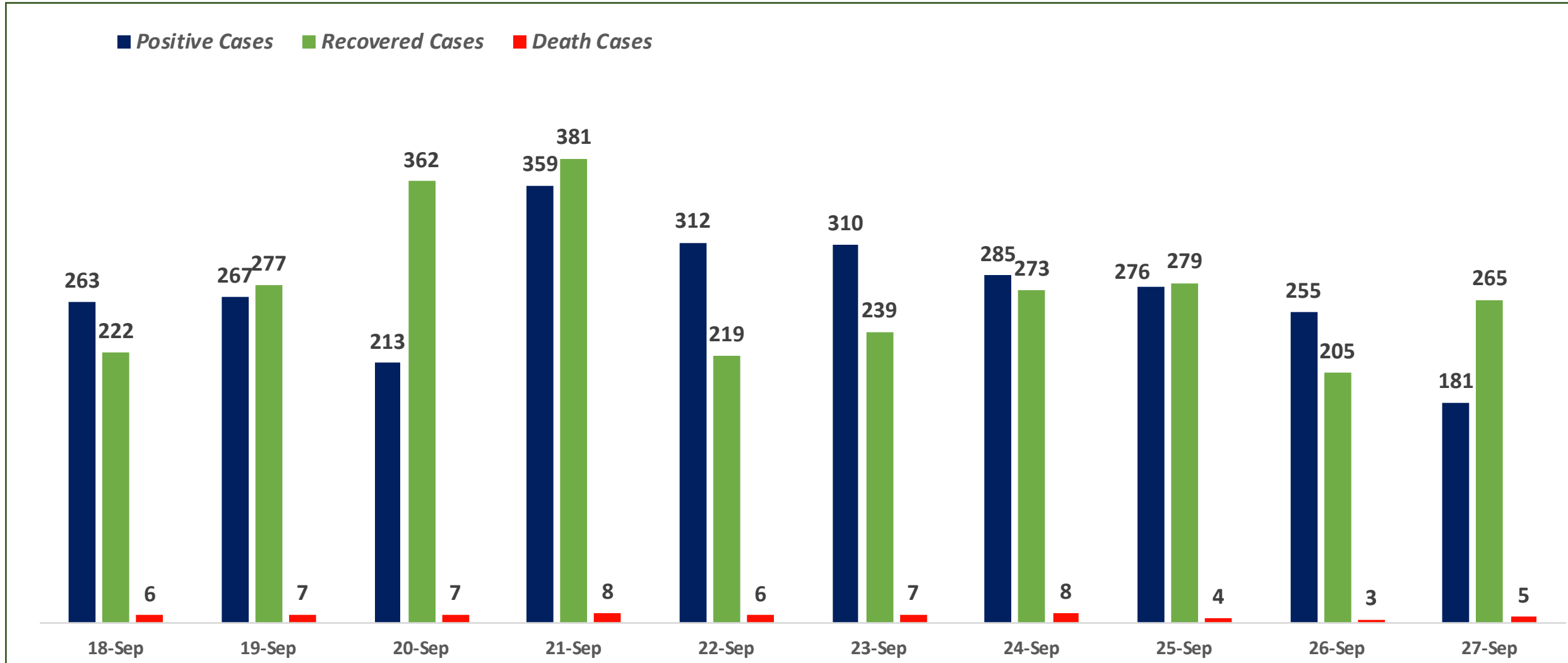


# ZONE WISE AVERAGE POSITIVITY TREND FOR LAST WEEK





# SNAPSHOT OF POSITIVE, RECOVERED AND DEATH CASES OVER LAST 10 DAYS ACROSS BBMP ZONES

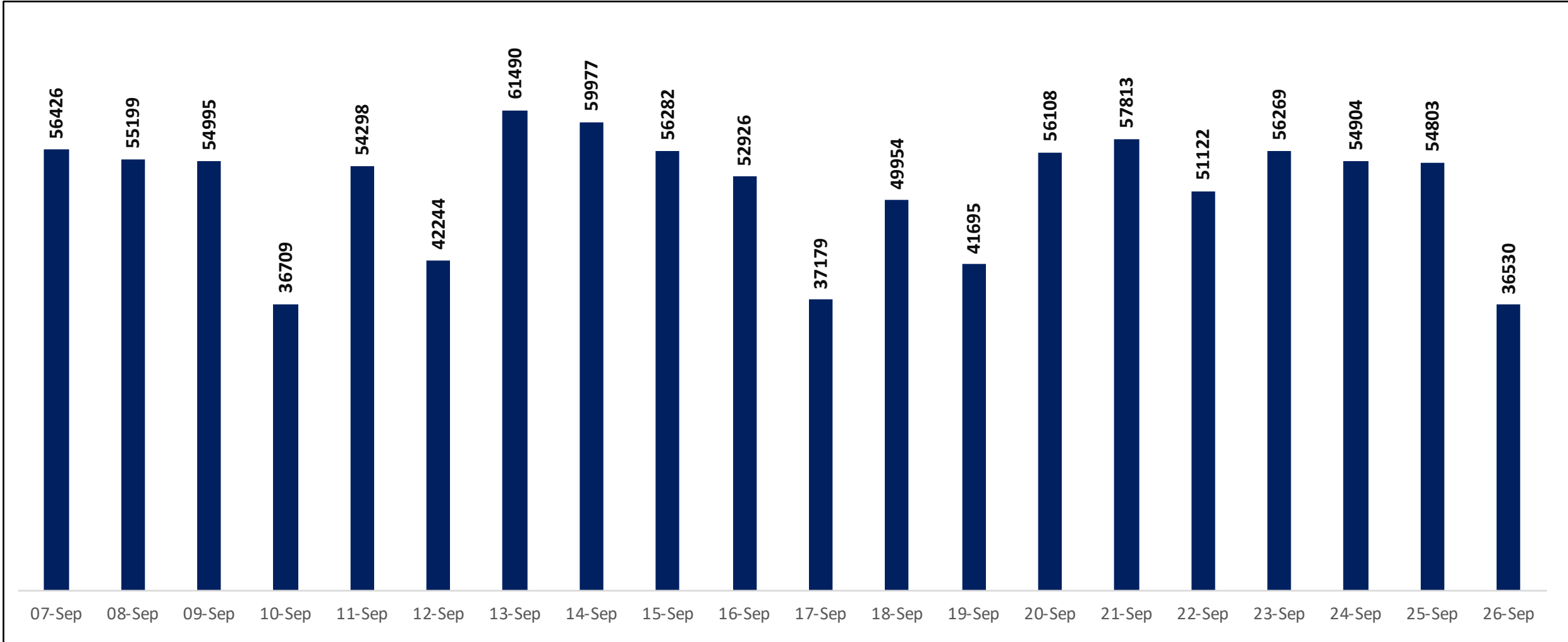




# TESTING TRENDS IN BENGALURU



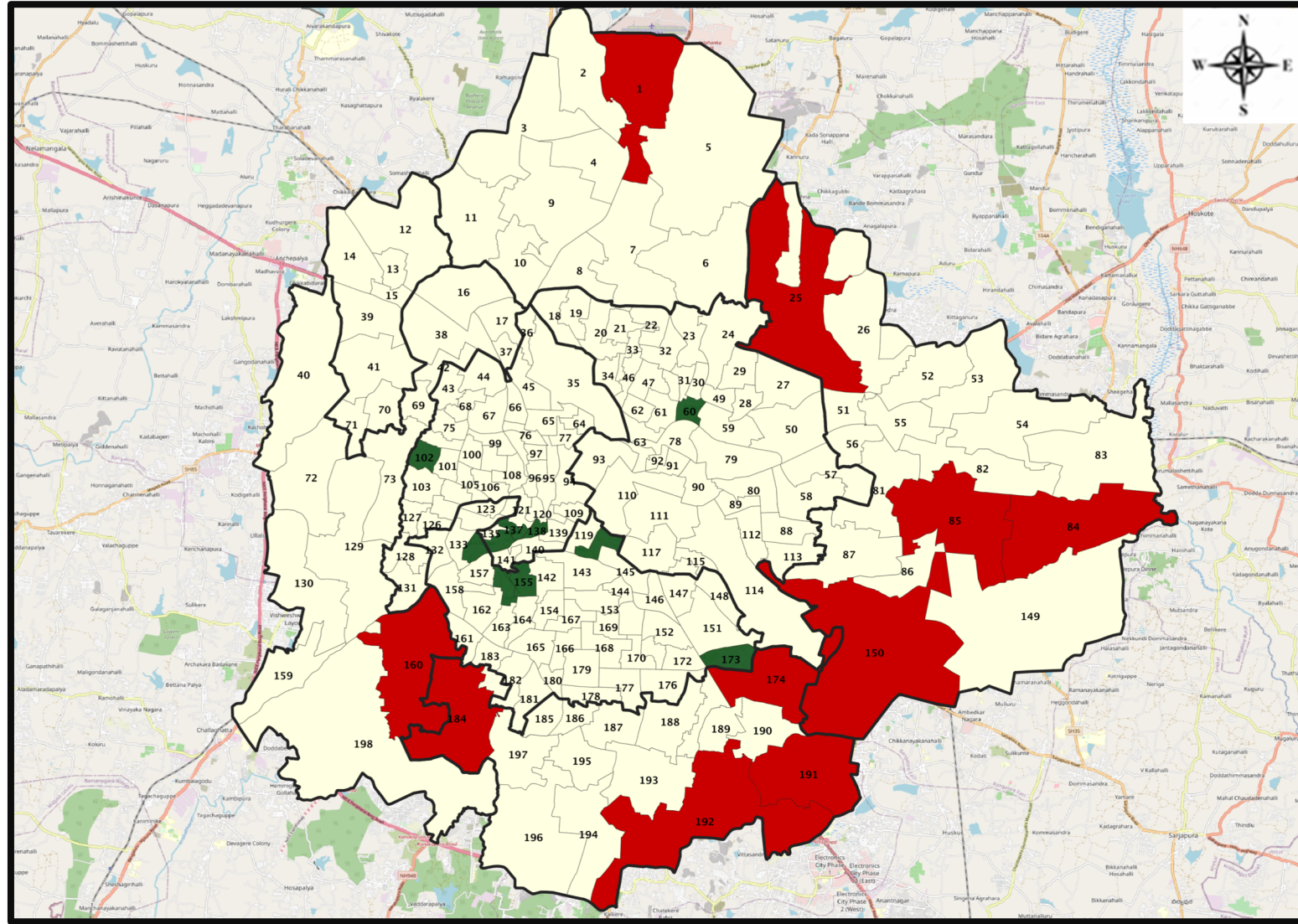
Total Test Conducted Till Date	Test Conducted Last 24 hours
1,99,44,517	36,530







# BENGALURU URBAN MAP SHOWING TREND OF POSITIVE CASES IN LAST 10 DAYS



### Top 10 wards reporting highest number of positive cases in last 10 days

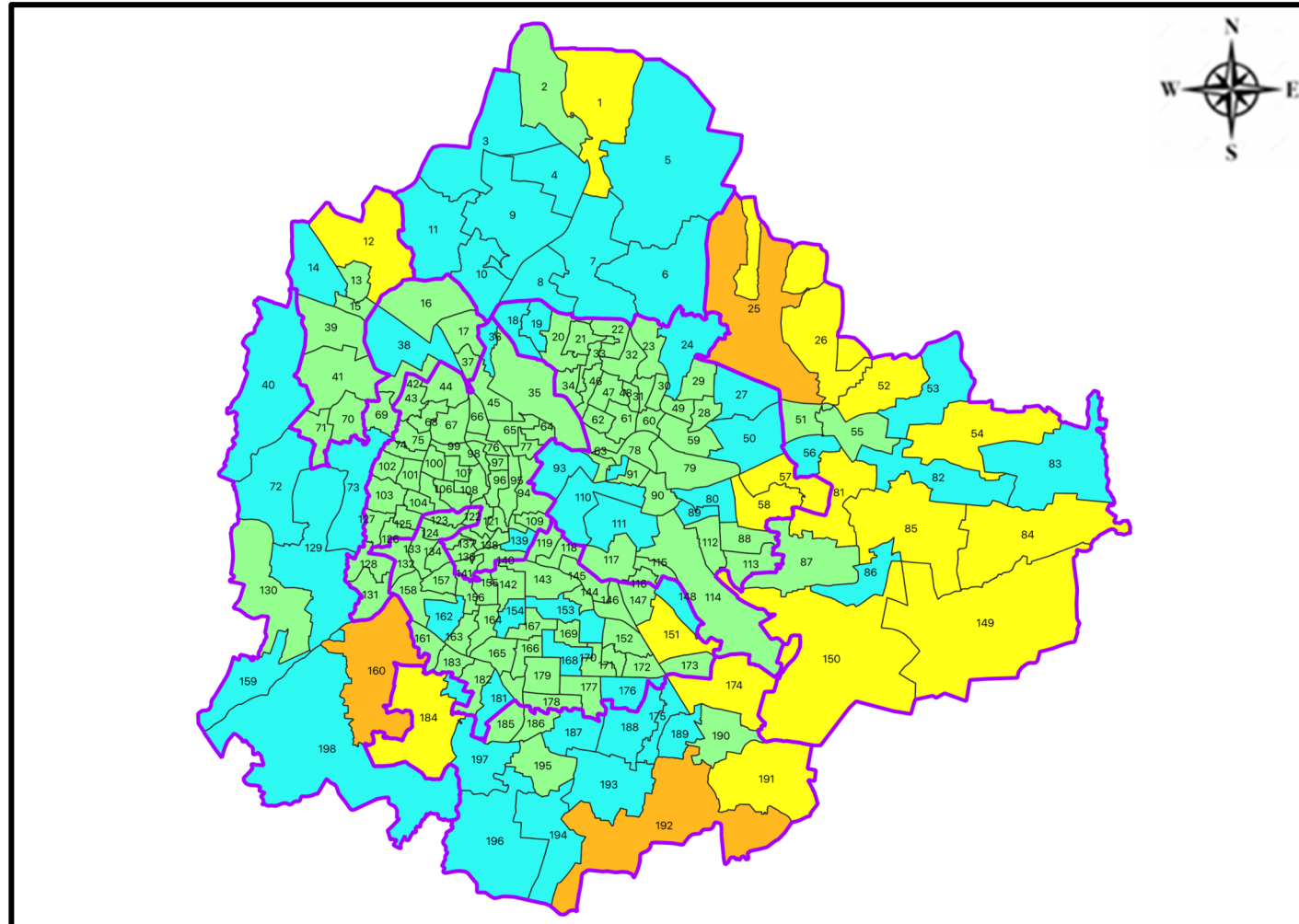
Ward No.	Ward Name	Daily Cases Average
25	Horamavu	8
192	Begur	7
160	Rajarajeshwari Nagar	5
84	Hagadur	5
150	Bellanduru	5
85	Dodda Nekkundi	5
184	Uttarahalli	5
174	HSR Layout	4
191	Singasandra	4
1	Kempegowda Ward	4







### Top 10 wards reporting least number of positive cases in last 10 days

Ward No.	Ward Name	Daily Cases Average
60	Sagayarapura	0
102	Vrisabhavathi Nagar	0
118	Sudham Nagar	0
134	Bapuji Nagar	0
136	Jagajivanram Nagar	0
137	Rayapura	0
138	Chalavadipalya	0
155	Hanumanth Nagar	0
156	Srinagara	0
173	Jakkasandra	0



# BENGALURU MAP SHOWING INTENSITY OF POSITIVE CASES IN LAST 10 DAYS



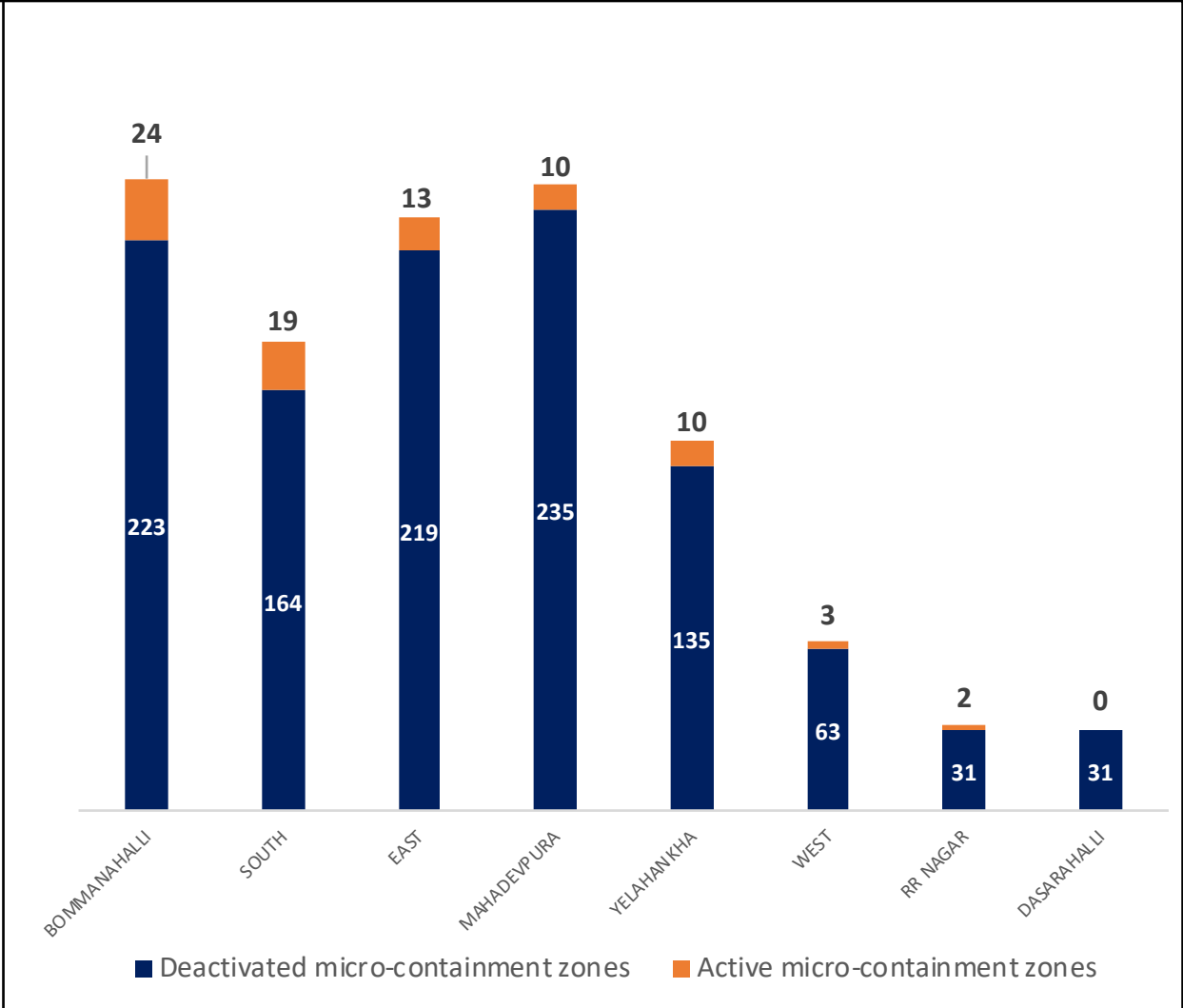
-  **Level 1 : 0 to 10 Cases**
-  **Level 2 : 10 to 25 Cases**
-  **Level 3 : 25 to 50 Cases**
-  **Level 4 : 50 to 100 Cases**
-  **Level 5 : Above 100 Cases**
-  **Zone Boundaries**



# CONTAINMENT ZONE DETAILS

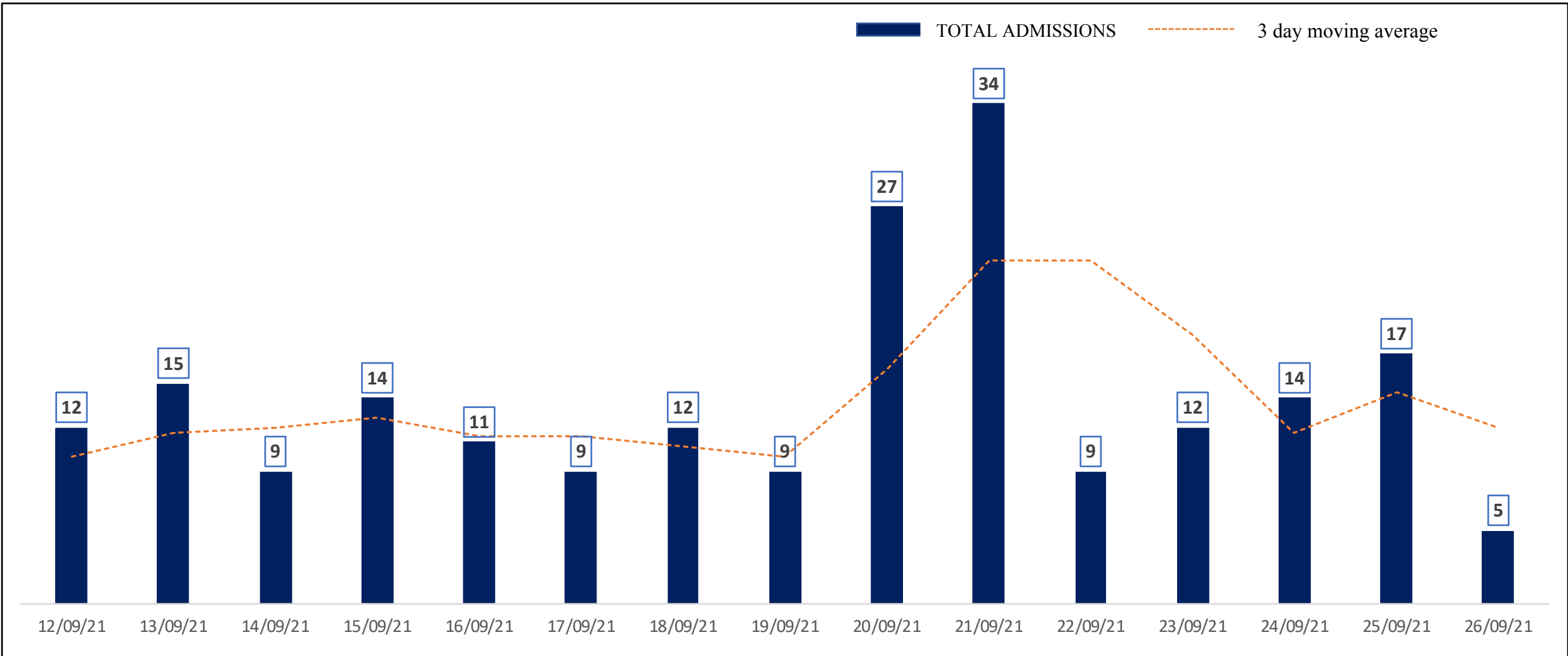


ZONE	TOTAL DECLARED	TOTAL DEACTIVATED	TOTAL ACTIVE
BOMMANAHALLI	247	223	24
SOUTH	183	164	19
EAST	232	219	13
MAHADEVPURA	245	235	10
YELAHANKHA	145	135	10
WEST	66	63	3
RR NAGAR	33	31	2
DASARAHALLI	31	31	0
<b>TOTAL</b>	<b>1182</b>	<b>1101</b>	<b>81</b>





# HOSPITAL & CCC ADMISSIONS LAST 15 DAYS TREND



\* Only Government Quota Admissions through CHBMS considered

\* Only Fresh Admissions considered



# COVID BED STATUS AS ON 27.09.2021



SR. NO.	Facility Type	No. of Hospital	Total Allocated Beds for C+ Patients					Occupied Beds for C+ Patients					Net Available Beds for C+ Patients				
			Gen Beds	HDU	ICU Beds	ICU-V	Total	Gen Beds	HDU	ICU Beds	ICU-V	Total	Gen Beds	HDU	ICU Beds	ICU-V	Total
1	Government Medical Colleges	4	20	621	53	76	770	1	14	4	7	26	19	607	49	69	744
2	Government Hospitals	16	649	210	65	127	1,051	58	19	5	7	89	591	191	60	120	962
3	Covid Care Centers	7	265					32					233				
<b>Total Beds</b>		<b>27</b>	<b>934</b>	<b>831</b>	<b>118</b>	<b>203</b>	<b>2,086</b>	<b>91</b>	<b>33</b>	<b>9</b>	<b>14</b>	<b>147</b>	<b>843</b>	<b>798</b>	<b>109</b>	<b>189</b>	<b>1,939</b>

\* Status as on 27.09.2021 – 6:30 PM

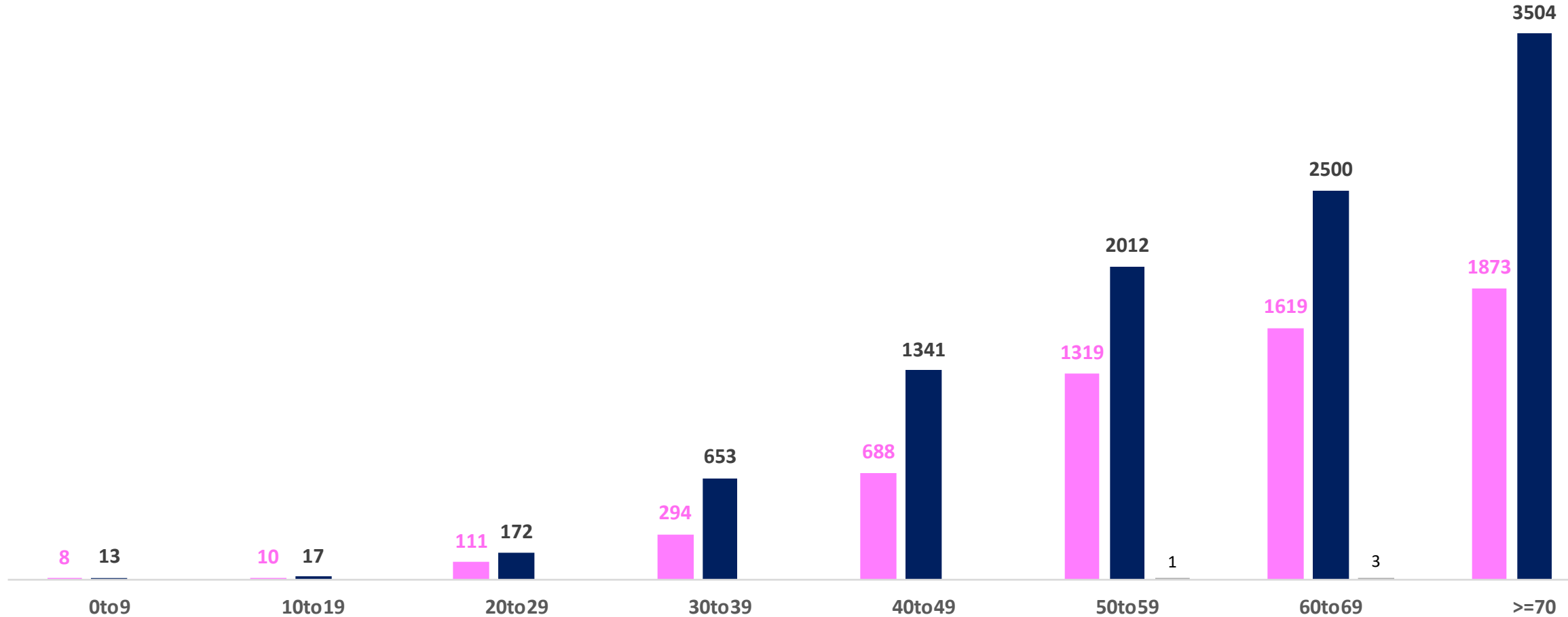


# AGE AND GENDER WISE DISTRIBUTION OF DEATH CASES



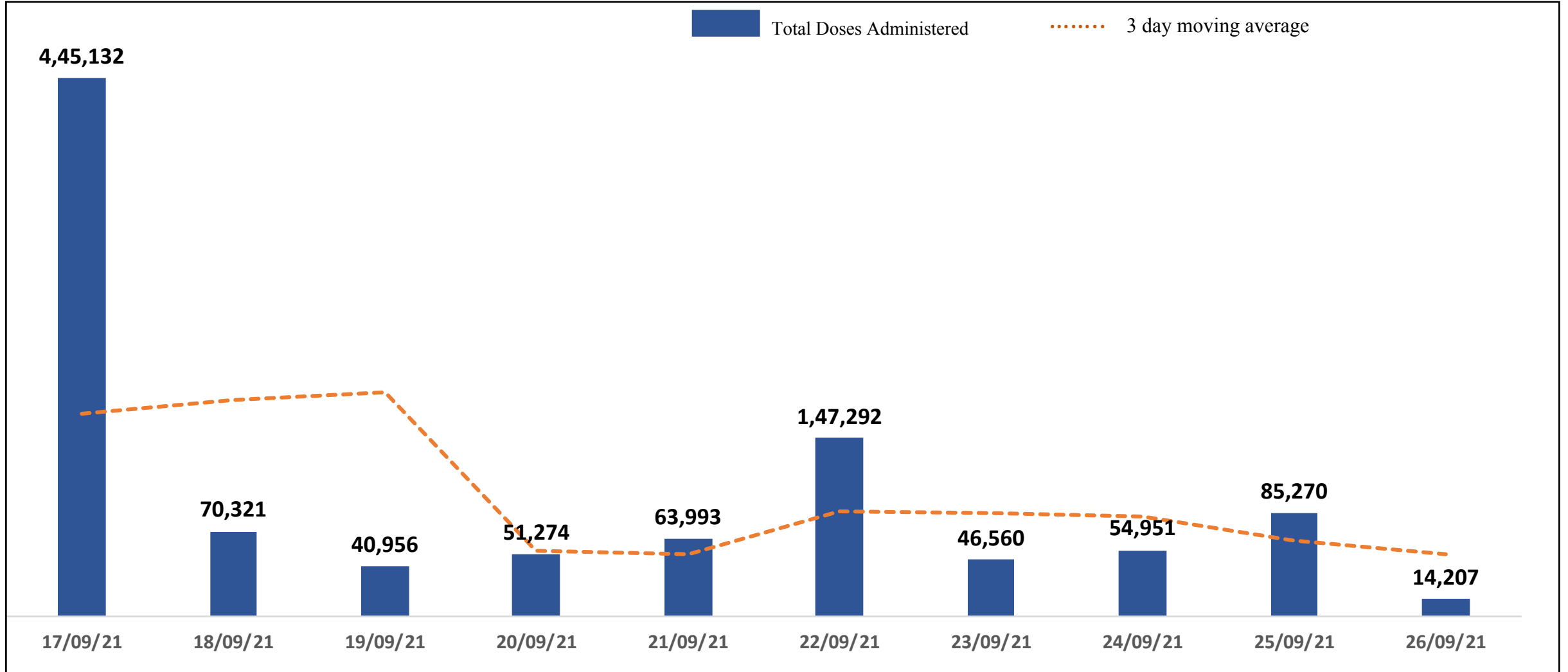
**Death Cases: 16,138**

Female Male Transgender





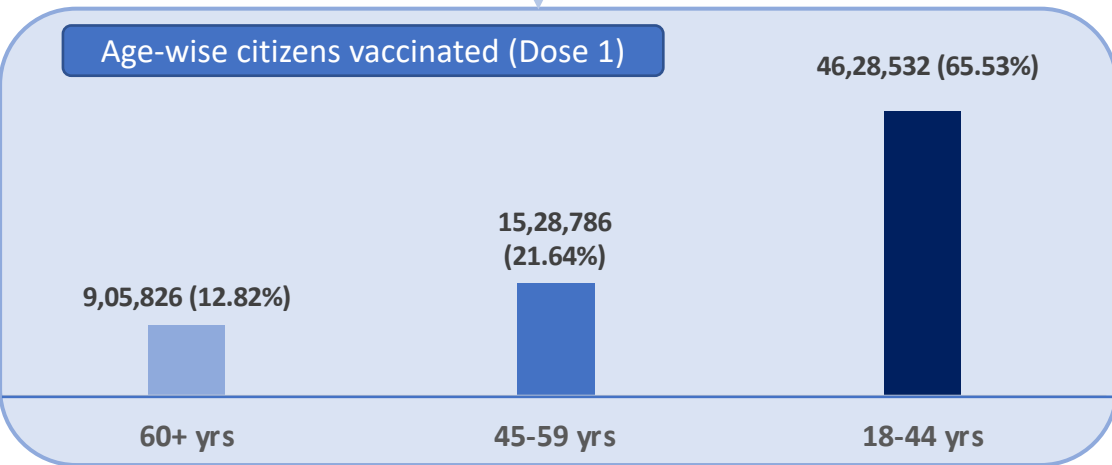
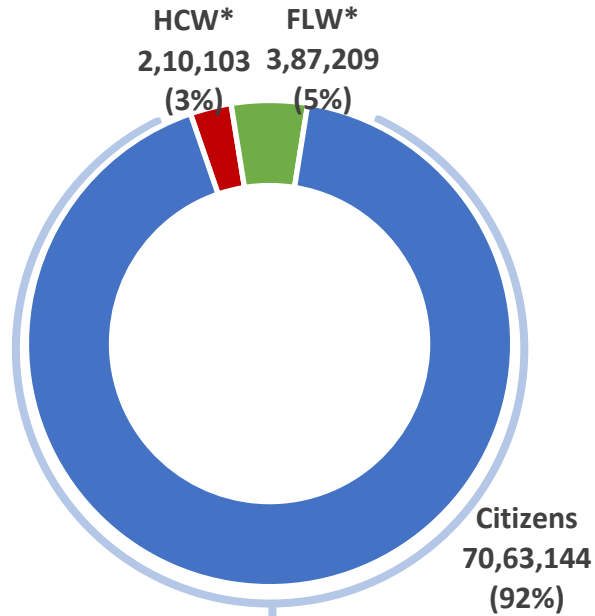
# TOTAL VACCINE DOSES ADMINISTERED IN LAST 10 DAYS



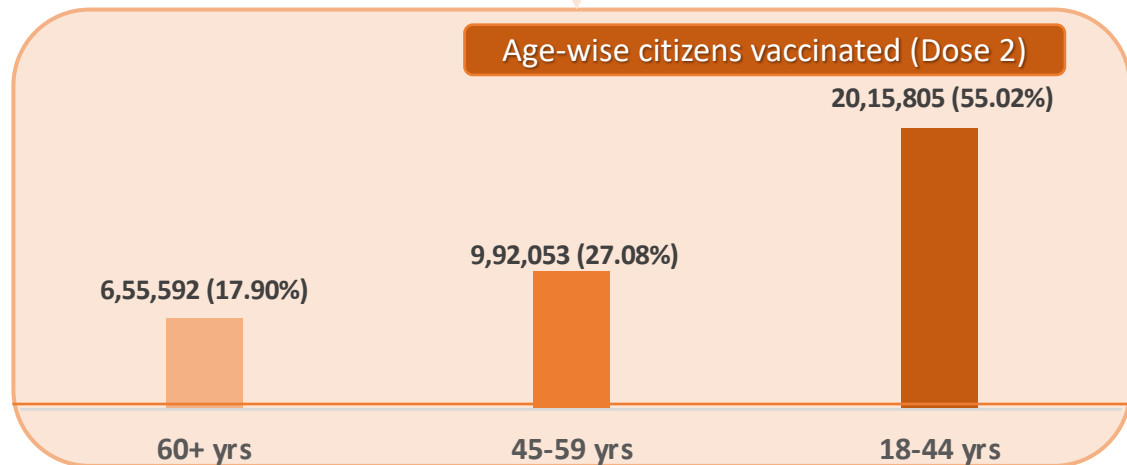
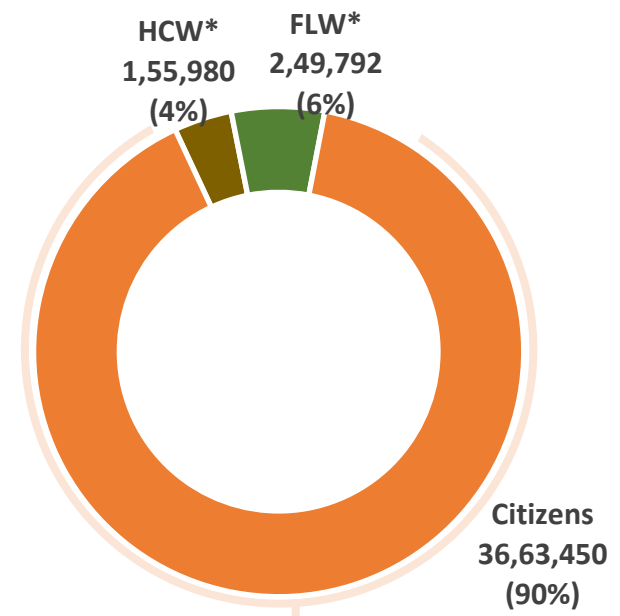


# CATEGORY WISE CUMULATIVE VACCINATION IN BBMP

Dose 1



Dose 2



\*HCW : Health Care Workers  
 \*FLW : Front Line Workers

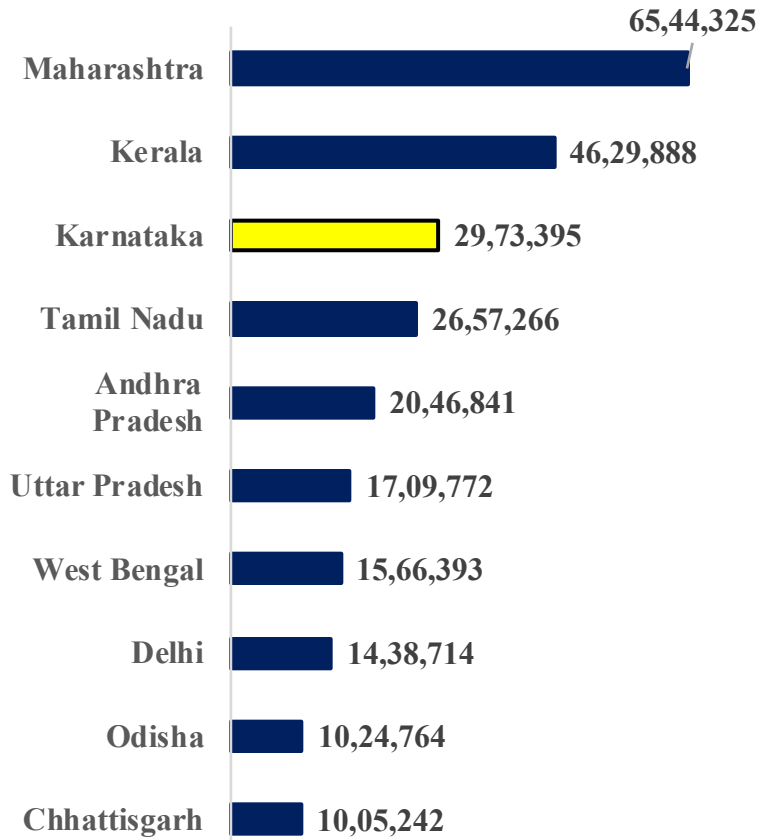




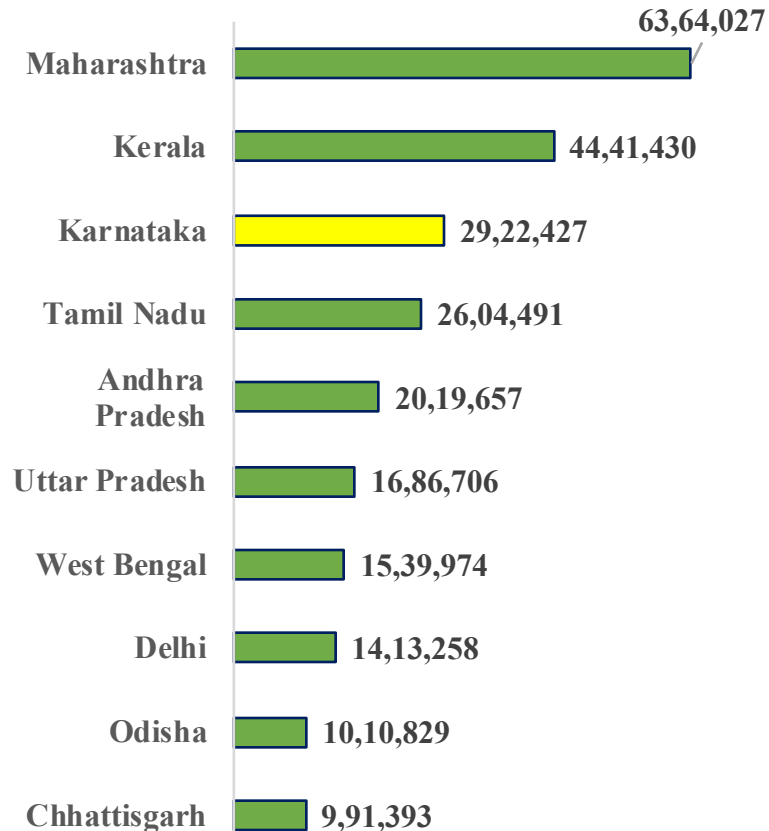
# TOP 10 COVID19 AFFECTED INDIAN STATES



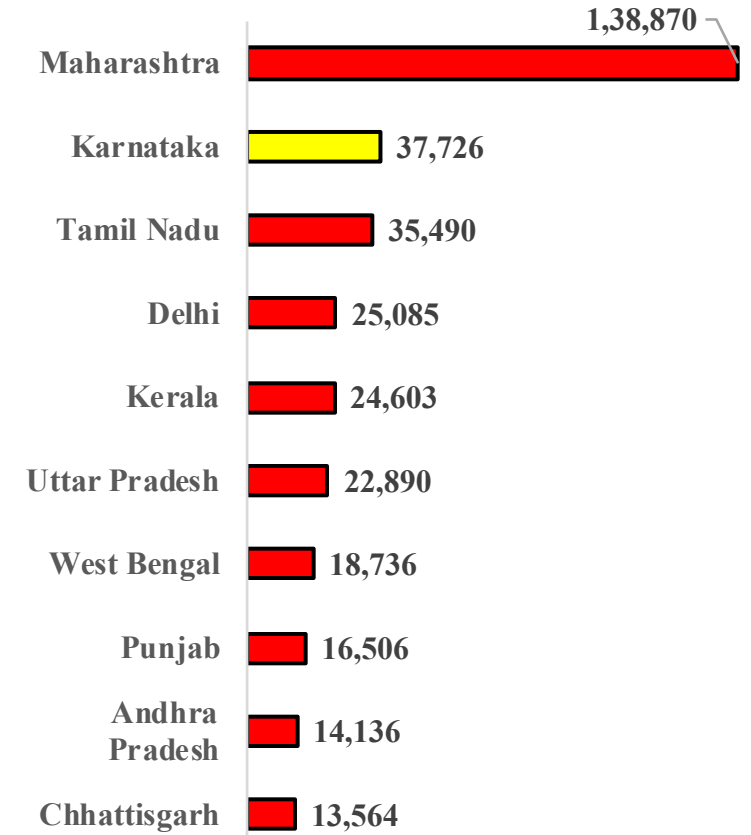
## Total Positive Cases



## Total Recovered Cases



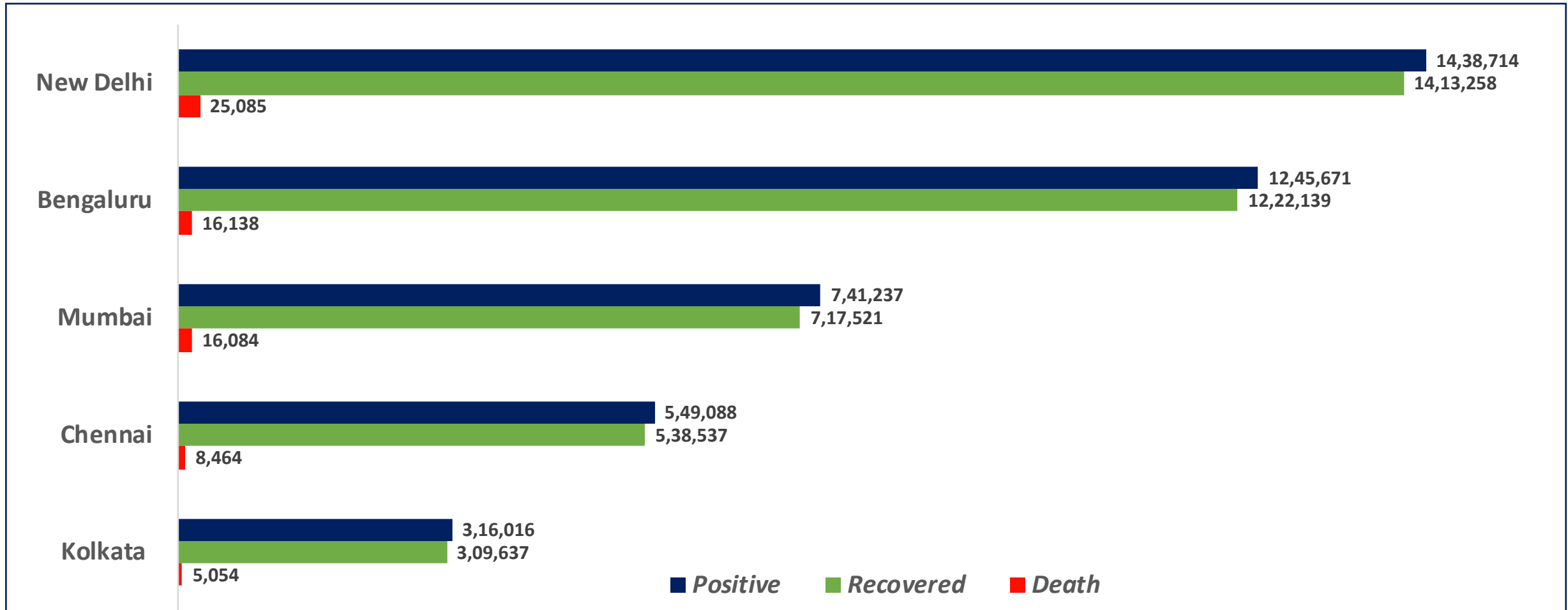
## Total Death Cases



Source : <https://www.covid19india.org/> at 5:30 pm (27.09.2021)



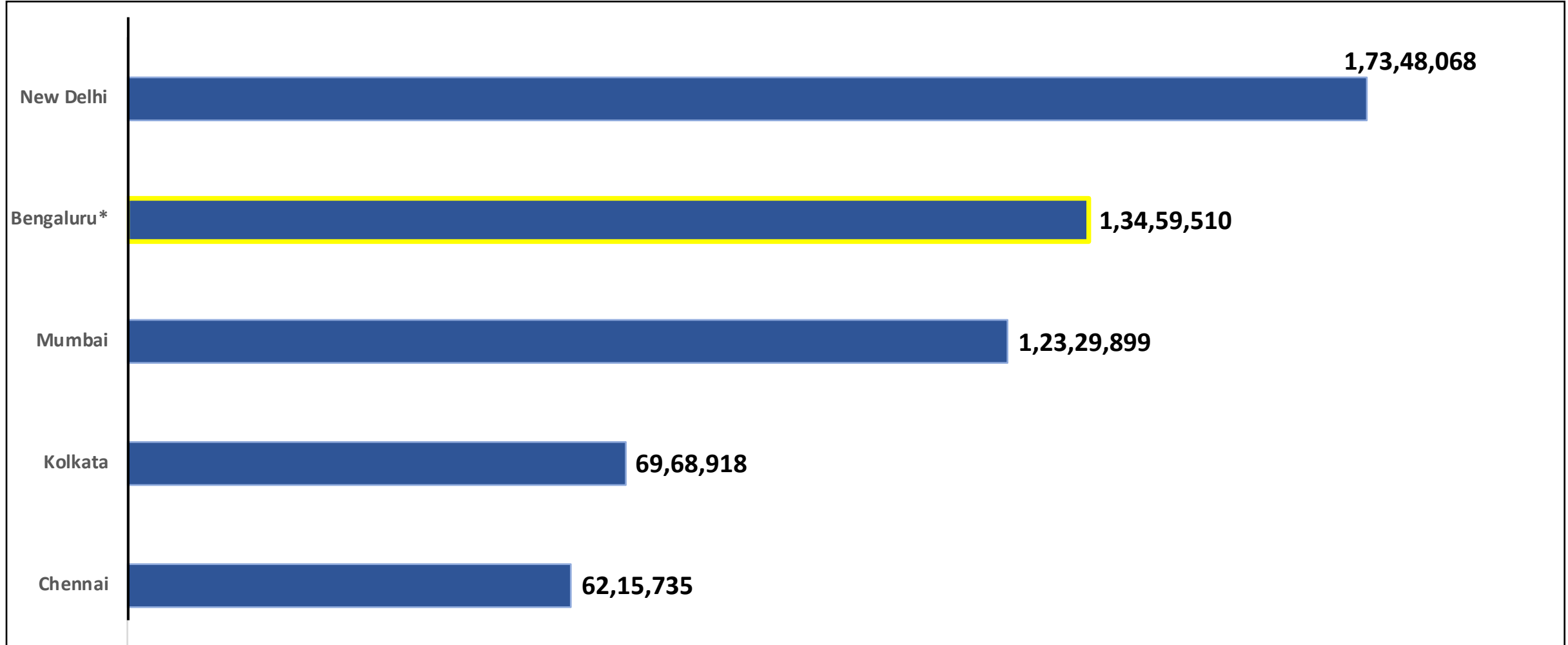
# BENGALURU AND OTHER METROPOLITAN CITIES



Source : <https://www.covid19india.org/> at 5:30 pm (27.09.2021)



# VACCINE DOSES ADMINISTERED IN BENGALURU AND OTHER METROPOLITAN CITIES



Source : <https://dashboard.cowin.gov.in/> at 5:30 pm (27.09.2021)

\*includes BBMP & Bengaluru Urban



# SNAPSHOT OF COVID-19 CASES IN BENGALURU URBAN



**Total Wards With  
< =10 Cases\* :  
129**

**Tests Conducted  
On 26.09.2021:  
36,530**

**Recovery  
Rate:  
98.11%**

**Total  
Active Cases :  
7,394**

**Total Vaccinated on  
26.09.2021:  
14,207**

**Positivity  
Rate\* :  
0.54%**

**Active  
Rate:  
0.59%**

**Case  
Fatality Rate\* :  
2.07%**



\*Total positive cases In the past 10 days

\*CFR and positivity is for Past 7 days



ಬೃಹತ್ ಬೆಂಗಳೂರು ಮಹಾನಗರ ಪಾಲಿಕೆ  
Bruhat Bengaluru Mahanagara Palike



<b>Download BBMP Bulletin</b>	<a href="https://apps.bbmpgov.in/covid19/mediabulletin.php">https://apps.bbmpgov.in/covid19/mediabulletin.php</a>
<b>For BBMPCovid19 Bed Status:</b>	<a href="https://apps.bbmpgov.in/covid19/en/Bedstatus.php">https://apps.bbmpgov.in/covid19/en/Bedstatus.php</a>
<b>To register for vaccination :</b>	<a href="https://selfregistration.cowin.gov.in/">https://selfregistration.cowin.gov.in/</a>
<b>BBMP COVID19 Dashboard:</b>	<a href="https://apps.bbmpgov.in/covid19/">https://apps.bbmpgov.in/covid19/</a>
<b>Follow us on:</b>	 <a href="http://www.facebook.com/bbmp.comm1/">www.facebook.com/bbmp.comm1/</a>
	 <a href="https://twitter.com/BBMPCOMM">twitter.com/BBMPCOMM</a>

Issued by:

Honorable Chief Commissioner, BBMP  
Special Commissioner Health & IT, BBMP  
MD, Bengaluru Smart City Limited

**THANK YOU !**

